



9220/9200 SINGLE HUNG  
NEW CONSTRUCTION

# Single Hung

New Construction Windows

# 9220/9200

With J-Channel

No J-Channel

Tel: (919) 544-5187 | Fax: (919) 544-5082 | Toll Free: 1-888-544-5187 | [www.hkwindows.net](http://www.hkwindows.net)  
5101 Nelson Rd. Suite #100 Morrisville, NC 27560

For additional information about HK products, please visit our showroom at Morrisville, North Carolina or call 1-888-544-5187 to get in contact with a representative. You are also invited to visit our website @ [www.hkwindows.net](http://www.hkwindows.net)

# Single Hung 9220 American Pioneer (With J-Channel)

# 9200 American Pioneer (No J-Channel)

Our single-hung is designed with many of the distinctive looks and features found in more expensive windows. Our Single-Hung Series is a window that is appropriate for nearly any home. This popular type of window features a stationary top sash and a bottom sash that slides vertically. A terrific looking window!

## GENERAL

Series / Types: AP 9220 Single hung with Brickmold / Integral J-Channel  
Test Size: As Tested per AAMA 101/I.S. 2-97 \Gateway (44"x60")  
Min Size: Width 14" x Height 24"  
Max Size: Width 112" x Height 82"

## REGULATORY

Structural Rating: In accordance w/ AAMA 101-97,  
Available in DP35, DP50  
Forced Entry: Grade 10, In accordance with AAMA 101-97  
NFRC/Energy Star: Rating simulations available for various glass packages

## FRAME

Frame Depth: Strong, durable 3 5/32" wide frame  
Frame Color: Cream White or Tan/Beige  
Frame Style: Exterior Brickmold/ Integral J-Channel  
Sill Type: Slope sill, weeped  
Receptor Groove: Face mount/ Hidden Exterior Groove

## SASH / LITE

Sash Removal: Tilt-in / Take-out  
Balances: Inverted block & tackle  
Locks: Sweep lock  
No keepers  
Lift Rail / Pull Stile: Handle on bottom rail  
Glazing System: Exterior glazed rail  
Reinforcement: Keeper rail / Lock rail (R35)

## IG

Thickness: 3/4"  
Glass Type: Regular clear, Low-E, Tempered, Obscure

## OTHER

Screen: 1/2 screen  
Argon Gas: Available  
Lock: Wide, deep interlocks  
Latch: Recessed "tilt" latches  
Weatherstripping:  
Dual weatherstripping at the meeting rails  
Dual weatherstripping around perimeter of sash

## WARRANTY

Limited Lifetime Warranty



# The Energy Performance

HK Windows' energy performance window is different. It's more than just a technologically advanced window. It's a commitment to deliver lasting beauty and protection to your home.



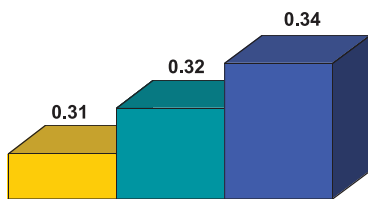
Built with "Cardinal LoE<sup>2</sup>-270®", all windows manufactured by **HK Windows** help keep indoor temperatures comfortable regardless of the outside elements. Cost savings on utility bills make this option the choice of homeowners across the country.

Maintaining a comfortable indoor environment is a challenge when temperatures fluctuate, sometimes dramatically, throughout the day, between seasons, and across climate zones. According to U.S. Government estimates, an average household spends more than 40% of its annual energy budget on heating and cooling. The Low-E Glass /Argon Gas and warm edge spacer glass package insulates and protects the home from harmful UV rays.

## Duralite®

tru seal technologies

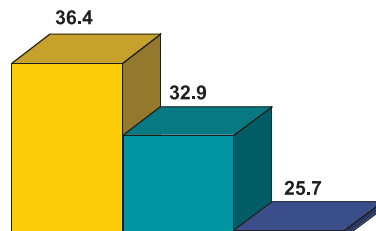
The use of Duralite® spacer gives the windows manufactured by **HK Windows** the advantage of improved condensation resistance, less conductivity, a continuous moisture vapor barrier and low moisture vapor transmission rate.



Simulations were performed by Enermodal Engineering Limited using Window 5.2 and Therm 5.2 as per NFRC100, and NFRC500, 2001. Dec. 23, 2003.

### Total Window U-value

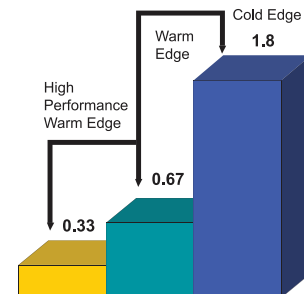
Duralite can improve the total window U-value.



Simulations were performed by Enermodal Engineering Limited using Window 5.2 and Therm 5.2 as per NFRC100, and NFRC500, 2001. Dec. 23, 2003.

### Edge of Glass Temperature

Better insulating Duralite improves the temperature of the glass. Warmer glass makes you feel more comfortable.



Simulations were performed by Enermodal Engineering Limited using Therm 5.2. Dec. 23, 2003.

### Conductivity

The lower the conductivity the better the spacer insulates the window. Better insulation saves more energy.

■ Duralite ■ Intercept ■ Aluminum SB

All windows manufactured by **HK Windows** are tested using NFRC and Energy Star™ standards offering the best in energy performance. Some restrictions may apply.



\*Drawings in this document are not scale. \*Including special windows. \*The grid would be changed.

Width \ Height	20"	24"	26"	28"	30"	32"	34"	36"	38"	40"	42"
36" 36-1/2"	1830	2030	2230	2430	2630	2830	21030	3030	3230	3430	3630
38" 38-1/2"	1832	2032	2232	2432	2632	2832	21032	3032	3232	3432	3632
48" 48-1/2"	1840	2040	2240	2440	2640	2840	21040	3040	3240	3440	3640
50" 50-1/2"	1842	2042	2242	2442	2642	2842	21042	3042	3242	3442	3642
54" 54-1/2"	1846	2046	2246	2446	2646	2846	21046	3046	3246	3446	3646
60" 60-1/2"	1850	2050	2250	2450	2650	2850	21050	3050	3250	3450	3650
62" 62-1/2"	1852	2052	2252	2452	2652	2852	21052	3052	3252	3452	3652
66" 66-1/2"	1856	2056	2256	2456	2656	2856	21056	3056	3256	3456	3656
72" 72-1/2"	1860	2060	2260	2460	2660	2860	21060	3060	3260	3460	3660
74" 74-1/2"	1862	2062	2262	2462	2662	2862	21062	3062	3262	3462	3662

Unit in red meet or exceed the following: \*Clear openable area  $\geq$  5.7 sq.ft. \*Clear openable width  $\geq$  20" \*Clear openable height  $\geq$  22"